

HELOC[®] PRO

GS10-M120-BF
(435 Wp - 450 Wp)



High Saving

Lower LCOE, reduced BOS cost, shorter payback time



PID Resistance

Excellent Anti-PID Performance guarantee limited power degradation for mass production



High Efficiency

Excellent module conversion efficiency of up to 20.79%



IP68 Junction Box

High waterproof level



Low-light Performance

Advanced glass and cell surface textured design ensure excellent performance in low-light environment



INDUSTRY LEADING PROTECTION




12 Years Warranty For
Materials And Processing



25 Years Warranty For
Linear Power Output

BEST IN Grade Quality Class Results



TECHNICAL DATA

Electrical Parameter at STC	Monocrystalline Module			
Module Type	GS10-M120-BF			
Capacity rating – Pmax(Wp)	435	440	445	450
Power Tolerance (%)	0 - 2	0 - 2	0 - 2	0 - 2
Module efficiency (%)	20.10	20.33	20.56	20.79
Rated voltage - Vmp(V)	36.03	36.26	36.37	36.51
Rated current - Imp(A)	12.05	12.14	12.24	12.33
Open circuit voltage - Voc(V)	41.02	41.04	41.16	41.22
Short circuit current - Isc(A)	13.34	13.36	13.41	13.45

Under Standard Test Conditions (STC) of irradiance 1000 W/m², spectrum AM 1.5 and Module temperature of 25°C. Except Pmax, all other parameters have a tolerance of ±3%.

Electrical Parameter at NMOT				
Capacity rating – Pmax(Wp)	322	326	329	333
Rated voltage - Vmp(V)	33.60	33.82	33.92	34.05
Rated current - Imp(A)	9.56	9.63	9.71	9.78
Open circuit voltage - Voc(V)	38.36	38.38	38.49	38.55
Short circuit current - Isc(A)	10.74	10.76	10.80	10.83

Irradiance 800 W/m², ambient temperature 20°C, wind speed 1 m/sec

PERMISSIBLE OPERATING CONDITIONS

Temperature range	-40°C to +85°C
Maximum system voltage	1500 VDC
NMOT	45± 2°C
Hail resistance	Max. diameter of 25 mm with velocity 23 m/s

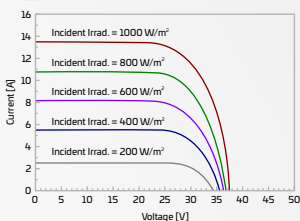
TEMPERATURE COEFFICIENTS (TC)

Temperature Coefficient (Voc)	-0.28% /°C
Temperature Coefficient (Isc)	0.048% /°C
Temperature Coefficient (Pmax)	-0.35% /°C

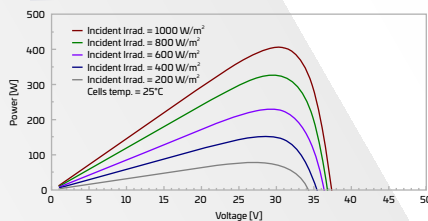
PACKAGING CONFIGURATION^{##}

Number of Modules per Pallet	31
No of pallet	24
No of module, 40ft HC container	744

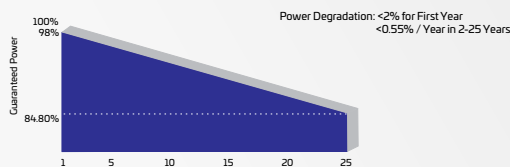
IV CURVE



PV CURVE



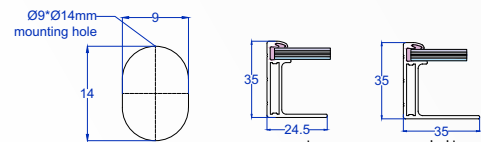
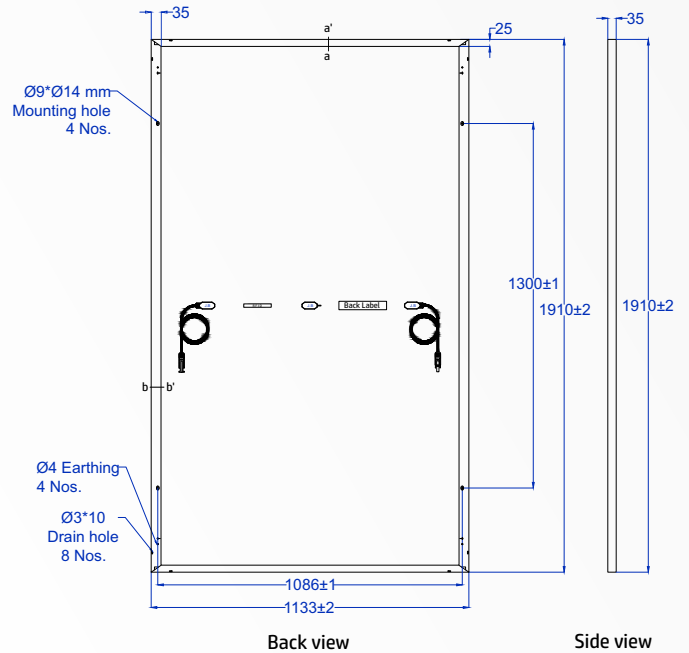
LINEAR GRAPH



MECHANICAL SPECIFICATION

Solar cells	120 pcs monocrystalline Silicon (PERC), Multi BB
Encapsulation	PID & UV resistance
Backside	UV protected black backsheet
Frame	Black Anodized Aluminium Alloy
Front glass	3.2 mm, High Transmission, AR Coated Tempered Glass
Dimensions	(L) 1910 mm x (W) 1133 mm x (H) 35 mm"
Weight	~24 Kg
J-box	IP 68 certified, 3 diodes, Split junction box
Series Fuse Rating	25 A
Cable	4 mm ² , Solar cable 400mm/1400mm length or Customized length
Connectors	MC4 Type
Application Class	Class A
Electrical Safety	Class II
Fire Safety	Class C (Type 1)
Surface load	Snow load 5400 Pa, Wind load 2400 Pa

DRAWING (MEASUREMENTS ARE IN MM)



*Unspecified dimensions tolerance are according to ISO 2768-1, class m."

PRODUCT CERTIFICATIONS

IEC 61215: 2016, IEC 61730: 2016, UL 61730-1&2
IEC 62804, IEC 61701, IEC 62716, IEC 60068-2-68, CE



MANAGEMENT SYSTEM CERTIFICATIONS



UTILITY | INDUSTRIAL | AGRICULTURE | RESIDENTIAL

- **Quantity of modules/container may get changed without prior notice.
- For handling & installation instructions, refer to Goldi's installation manual available on the company website
- Before placing an order, confirm your requirements with our sales representative
- The electrical data provided is for reference purposes only
- PV modules needs to be disposed as per government regulations, after it's life cycle
- Refer to Goldi's warranty document for terms and conditions
- Due to constant product modifications, Goldi reserves the right to amend the above specifications without prior notice
- Images in the datasheet are for representation purpose only

1800 833 5511

info@goldisolar.com

goldisolar.com