

HELOC<sup>®</sup> PRO

GS10-B132-TF  
(480 Wp - 505 Wp)



**High Saving**

Lower LCOE, reduced BOS cost,  
shorter payback time



**PID Resistance**

Excellent Anti-PID Performance guarantee  
limited power degradation for mass production



**High Efficiency**

Excellent module conversion  
efficiency of up to 21.28%



**IP68 Junction Box**

High waterproof level



**Low-light Performance**

Advanced glass and cell surface textured design  
ensure excellent performance in low-light environment



**INDUSTRY LEADING PROTECTION**




12 Years Warranty For  
Materials And Processing



25 Years Warranty For  
Linear Power Output

# BEST IN Grade Quality Class Results



## TECHNICAL DATA

Electrical Parameter at STC	Bifacial Monocrystalline Module					
Module Type	GS10-B132-TF					
Capacity rating – Pmax(Wp)	480	485	490	495	500	505
Power Tolerance (%)	0-2	0-2	0-2	0-2	0-2	0-2
Module efficiency (%)	20.22	20.43	20.64	20.85	21.06	21.28
Rated voltage - Vmp(V)	37.62	37.81	37.99	38.17	38.36	38.54
Rated current - Imp(A)	12.76	12.83	12.90	12.97	13.04	13.11
Open circuit voltage - Voc(V)	45.07	45.20	45.33	45.46	45.59	45.72
Short circuit current - Isc(A)	13.62	13.72	13.79	13.86	13.95	14.02

Under Standard Test Conditions (STC) of irradiance 1000 W/m<sup>2</sup>, spectrum AM 1.5 and Module temperature of 25°C. Except Pmax, all other parameters have a tolerance of ±3%.

### Electrical Parameter at NMOT

Capacity rating – Pmax(Wp)	355	359	363	366	370	374
Rated voltage - Vmp(V)	35.09	35.26	35.43	35.60	35.77	35.94
Rated current - Imp(A)	10.12	10.18	10.24	10.29	10.35	10.40
Open circuit voltage - Voc(V)	42.15	42.27	42.39	42.51	42.51	42.75
Short circuit current - Isc(A)	10.97	11.05	11.10	11.16	11.23	11.29

Irradiance 800 W/m<sup>2</sup>, ambient temperature 20°C, wind speed 1 m/sec

### Electrical Characteristics with 10% rear side power gain#

Capacity rating – Pmax(Wp)	528	534	539	545	550	556
Rated voltage - Vmp(V)	37.62	37.81	37.99	38.17	38.36	38.54
Rated current - Imp(A)	14.04	14.11	14.19	14.27	14.34	14.42
Open circuit voltage - Voc(V)	45.07	45.20	45.33	45.46	45.59	45.72
Short circuit current - Isc(A)	14.98	15.09	15.17	15.25	15.35	15.42

# Additional power gain from rear side compared to power of front side at STC depends on mounting structure (height, tilt angle etc.) and reflectivity of ground.

**Bi-Faciality Factor : 70 ± 5 %**

## PERMISSIBLE OPERATING CONDITIONS

Temperature range	-40°C to +85°C
Maximum system voltage	1500 VDC
NMOT	45 ± 2°C
Hail resistance	Max. diameter of 25 mm with velocity 23 m/s

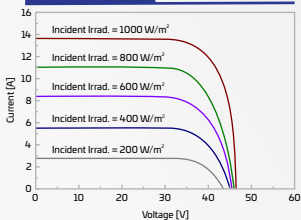
## TEMPERATURE COEFFICIENTS (TC)

Temperature Coefficient (Voc)	-0.28% /°C
Temperature Coefficient (Isc)	0.048% /°C
Temperature Coefficient (Pmax)	-0.34% /°C

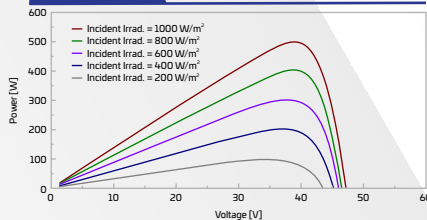
## PACKAGING CONFIGURATION##

Number of Modules per Pallet	31
No of pallet	22
No of module, 40ft HC container	682

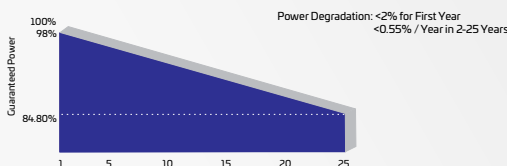
## IV CURVE



## PV CURVE



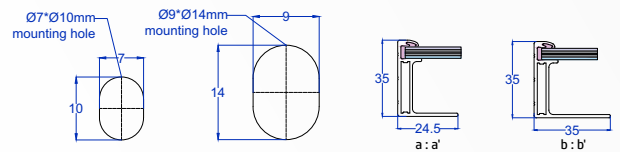
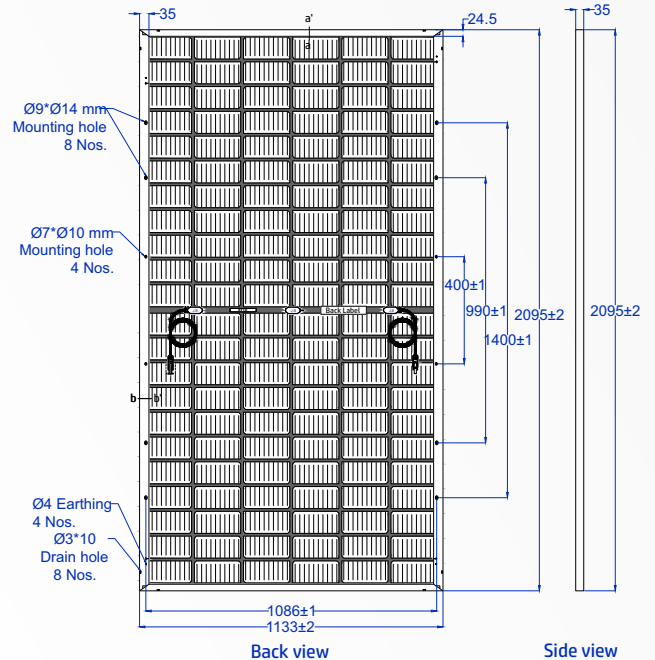
## LINEAR GRAPH



## MECHANICAL SPECIFICATION

Solar cells	132 pcs Bifacial monocrystalline Silicon(PERC), Multi BB
Encapsulation	PID & UV resistance
Frame	Silver Anodized Aluminium Alloy
Solar Glass	3.2 mm, High Transmission, AR Coated Tempered Glass
Dimensions	(L) 2095 mm x (W) 1133 mm x (H) 35 mm"
Weight	~26.5 Kg
J-box	IP 68 certified, 3 diodes, Split junction box
Series Fuse Rating	25 A
Cable	4 mm <sup>2</sup> , Solar cable 400mm/1400mm length or Customized length
Connectors	MC4 Type
Application Class	Class A
Electrical Safety	Class II
Fire Safety	Class C ( Type 1)
Surface load	Snow load 5400 Pa, Wind load 2400 Pa

## DRAWING (MEASUREMENTS ARE IN MM)



\*Unspecified dimensions tolerance are according to ISO 2768-1, class m."

## PRODUCT CERTIFICATIONS

IEC 61215: 2016, IEC 61730: 2016, IS 14286:2010/IEC 61215:2005, IS/IEC 61730-1 & 2: 2004, CEC, IEC 61701, IEC 62716, IEC 60068-2-68, UL 61730-1 & 2, IEC 62804, IEC 61853



## MANAGEMENT SYSTEM CERTIFICATIONS



UTILITY | INDUSTRIAL | AGRICULTURE | RESIDENTIAL

- ##Quantity of modules/container may get changed without prior notice.
- For handling & installation instructions, refer to Goldi's installation manual available on the company website
- Before placing an order, confirm your requirements with our sales representative
- The electrical data provided is for reference purposes only
- PV modules needs to be disposed as per government regulations, after it's life cycle
- Refer to Goldi's warranty document for terms and conditions
- Due to constant product modifications, Goldi reserves the right to amend the above specifications without prior notice
- Images in the datasheet are for representation purpose only

1800 833 5511

info@goldisolar.com

goldisolar.com